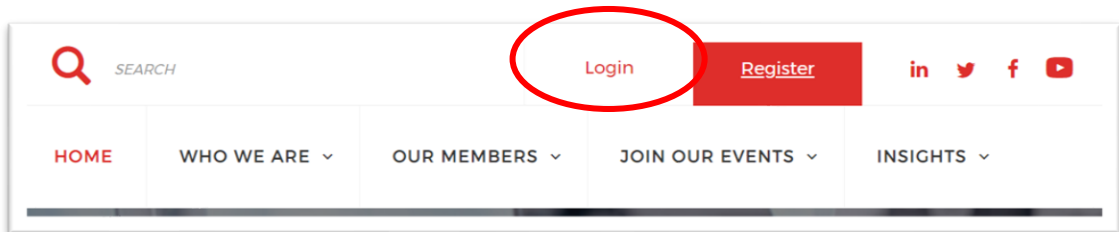
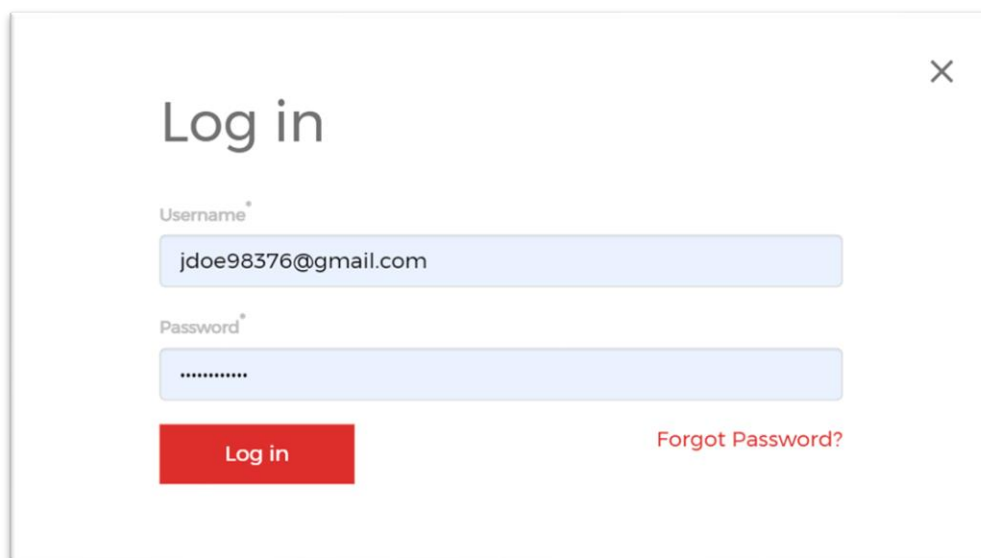


## Personal Particulars Update – SVCA My Glue Account

1. Go to <https://www.svca.org.sg/>. Click '**Login**' at the top right-hand corner of the Homepage.

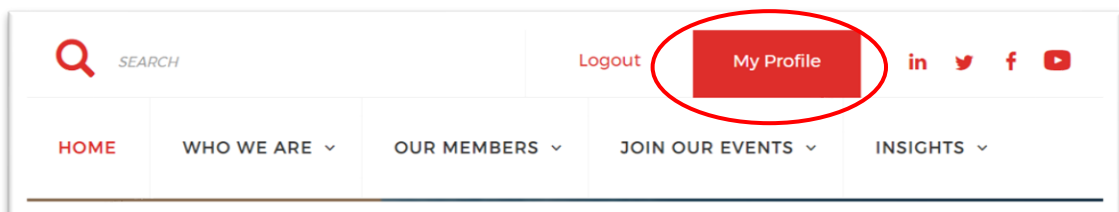


2. A pop-up window will appear. Please **enter your email address as your Username and Password** to login. If you do not have an existing account, please proceed to <https://svca.glueup.com/register/account> to setup one first.

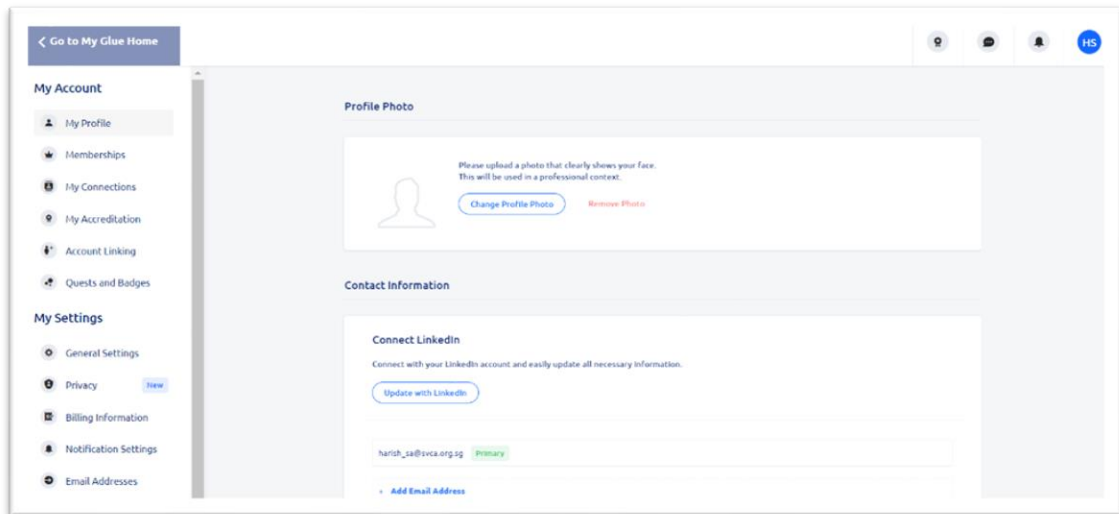


The screenshot shows a 'Log in' pop-up window. It has a close button (X) in the top right corner. The title is 'Log in'. Below the title are two input fields: 'Username' and 'Password'. The 'Username' field contains the text 'jdoe98376@gmail.com'. The 'Password' field is filled with dots. Below the input fields is a red 'Log in' button and a link for 'Forgot Password?'.

3. Please click on 'My Profile' to be directed to your SVCA My Glue account.



4. You will be directed to the following screen displaying your profile settings.



5. Please take 2-3 minutes to **update your particulars** with your LinkedIn account, Full Company Name, and Title/Position, in order to maximise your membership experience with SVCA. Click 'Save' thereafter.

